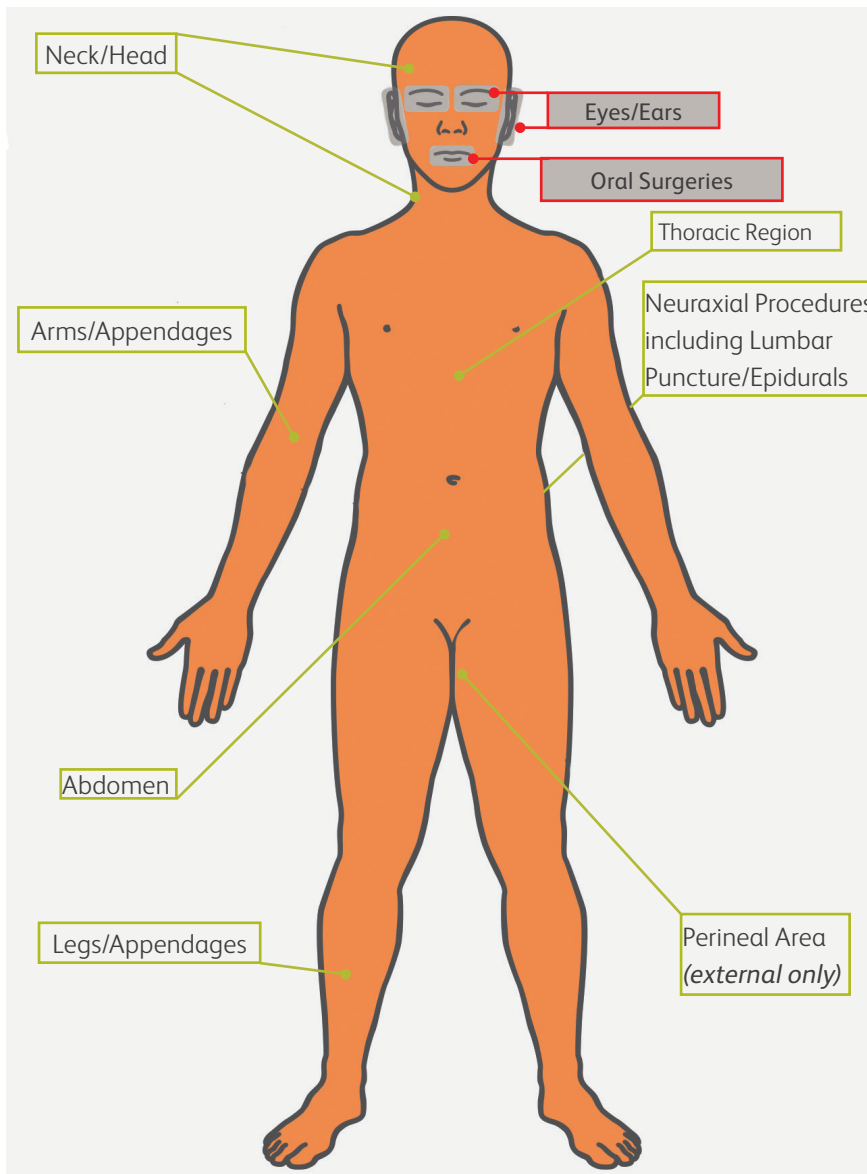





# Using ChloraPrep™ with Tint

Where to use and not to use - Patient preoperative skin preparation

Single use, sterile applicator and solution



## Surgical applicators

3 mL		<p>Product Code: 600415</p> <p>Coverage Area: 15 cm x 15 cm</p> <p>For procedures such as:</p> <ul style="list-style-type: none"> <li>• Central venous catheter insertions</li> <li>• Insertions, site maintenance</li> <li>• Midline catheter insertions</li> <li>• Minor procedures</li> </ul>
10.5 mL		<p>Product Code: 600715</p> <p>Coverage Area: 25 cm x 30 cm</p> <p>For procedures such as:</p> <ul style="list-style-type: none"> <li>• Tunnelled central venous catheter insertions</li> <li>• Implantable device placements</li> <li>• Surgical site antisepsis</li> <li>• Interventional radiology</li> </ul>
26 mL		<p>Product Code: 600815</p> <p>Coverage Area: 50 cm x 50 cm</p> <p>For procedures such as:</p> <ul style="list-style-type: none"> <li>• Surgical site antisepsis</li> <li>• Implantable device placements</li> <li>• Prosthetic device placements</li> <li>• Femoral graft sites</li> </ul>

Before using the ChloraPrep™ applicator, read the instructions for use and use in accordance with the policies and procedures of your hospital.

ChlorPrep™ skin antiseptic should not be used in the grey areas of the body.  
Direct contact with neural tissue or the middle ear must be avoided.

ChlorPrep™ must not be used on broken skin or mucous membranes so an alternative non-alcoholic preparatory product should be used.  
ChlorPrep must be allowed to air dry completely.

**ChlorPrep™ with Tint**  
Cutaneous Solution  
2% w/v chlorhexidine gluconate (CHG)  
70% v/v isopropyl alcohol (IPA)

CareFusion Australia 316 Pty Ltd  
Unit 3/167 Prospect Highway  
Seven Hills NSW 2147  
Ph: 1800 833 372

CareFusion NZ 313 Ltd  
14B George Bourke Drive  
Mt Wellington Auckland 1060  
Ph: 0508 422 734



CareFusion is a wholly-owned subsidiary of BD.

© 2016 BD. BD, the BD Logo and all other trademarks are property of Becton, Dickinson and Company. Ref: IP010/Mar16/v2

**ChloroPrep™ with Tint**  
Cutaneous Solution  
2% w/v chlorhexidine gluconate (CHG)  
70% v/v isopropyl alcohol (IPA)  
3 mL / 10.5 mL / 26 mL applicators

The following information is intended for medical or healthcare professionals only:

**Instructions for using ChloroPrep™ with Tint applicators:**

For cutaneous use. For external use only.

- Clean the application site if it is visibly soiled
- Remove the applicator from the wrapper and hold it with the sponge facing downward.
- Squeeze the applicator once gently:
  - 26 mL squeeze lever on handle
  - other products, squeeze wings
- Saturate the sponge by repeatedly pressing gently against the treatment area.
- Dry sites: apply the solution for 30 seconds using a gentle back-and-forth motion. Wet sites: apply the solution for 2 minutes using a gentle back-and-forth motion.
- Do not apply in an over-vigorous manner or to very fragile or sensitive skin.
- The 26 mL applicator includes two swabs that can be moistened with the sponge and used for cleaning an umbilicus, if applicable.
- Allow the covered area to dry naturally; minimum of 3 minutes on hairless skin and up to 1 hour on hairy areas.
- Do not wipe solution, as contamination of the prep site is possible.
- Do not allow solution to pool.
- Remove any soaked materials, drapes, or gowns before proceeding.

Do not use with electrocautery devices or other ignition sources until dry. ChloroPrep with Tint can be left on the skin post procedure.

**Maximum coverage areas:**

3 mL	15 cm x 15 cm
10.5 mL	25 cm x 30 cm
26 mL	50 cm x 50 cm

**Precautions for Use:**

- Do not use on babies less than 2 months old. These products may cause irritation or chemical burns.
- Do not use near eyes or mucous membranes, as it may cause irritation. If it does get into the eye or the mucous membranes, it should be washed quickly with plenty of water.
- Do not use on open skin wounds, broken or damaged skin.
- ChloroPrep with Tint should not come into contact with neural tissues or the middle ear.
- Do not use the 26 ml applicator for head and neck surgery or on an area smaller than 21 cm x 21 cm.
- Avoid direct contact with neural tissues such as meninges, spinal cord and brain tissues.
- Solution contains alcohol and gives off flammable vapours.
- Avoid getting solution into hairy areas. Wet hair is flammable. Hair may take up to 1 hour to dry.
- Allow ChloroPrep with Tint to dry completely before starting any medical procedure. Do not use with electrocautery procedures until dry. Remove any soaked materials, towels, drapes or gown before proceeding. Do not allow to pool.
- Chlorhexidine is incompatible with soap and other anionic agents.
- Alcohol should not be brought into contact with some vaccines and skin test injections (*patch tests*). If in doubt, consult the vaccine manufacturer's literature.
- Do not apply the solution in an over vigorous manner to very fragile or sensitive skin. After repeated use or use under occlusive dressing, local skin reaction may occur including: erythema or inflammation, itching, dry and/or flaky skin and local application site pain. At the first sign of local skin reaction, stop application of ChloroPrep with Tint.

**Special precautions for disposal**

The solution is flammable. Do not use while smoking or near any naked flames or strong heat source. Avoid exposure of the container and contents to naked flames during use, storage and disposal. Discard the applicator after use as per clinical waste procedures.

**Storage Procedures**

ChloroPrep with Tint is for single use only and is sterile until the packaging is opened. Do not use ChloroPrep with Tint after the expiry date stated on label or carton. The expiry date refers to the last day of that month. Store below 25°C. Store in the original packaging.

**Active Substances**

The active substances in ChloroPrep with Tint are 2% chlorhexidine gluconate and 70% v/v isopropyl alcohol. The inactive ingredients in ChloroPrep with Tint are purified water and Sunset Yellow (E110).